





# Cleanroom Management International

*We care for your compliance*



## R100 Remote Microbial Sampling System

EMTEK's **NEW R100 Remote Microbial Sampling System** is intended for process monitoring of your critical ISO 5 Zones (eg, Isolators, LAF Hoods, BSC's, BFS Chambers, Filling Lines, etc.), by remotely operating EMTEK's Remote Air Samplers (RAS) placed at key locations within those critical areas, through either flexible, or fixed rigid vacuum tubing.



### R100 CONTROLLER – General Specifications

- Controlled Sample Rates of 28.3 and 100 LPM
- Dimensions: LxWxH = 7.875 x 3.75 x 3.75 inch (20 x 9.5 x 9.5 cm) / Weight: 3.75 Lbs (1.7 kg)
- LCD View Screen w/Touch Screen Interface
- Controller Enclosure: 316SS
- HEPA Filtered Exhaust, 0.2 Micron (w/remote exhaust tubing option)



### RAS SAMPLER – General Specifications

- RAS Available in 316SS, or Anodized 6061-T6 Aluminum with 28.3 or 100 LPM Sample Rates
- RAS Dimensions: 2.125" (5.4 cm) H x 4.325" (~11cm) OD / Weight: 316SS 6.25 Lbs (~2.8 kg) / ALUM 2.1 Lbs (~1kg)
- Sanitary Connector (316SS) 1.112" (2.8 cm) H x 0.994" OD (25mm) Sanitary Flange.
- Barbed Connector (316SS) 1.5" (3.8cm) L x 0.500" (~1.3 cm) OD, or 1.25" (~3.2cm) x 0.375" (~1cm) OD (for 28.3 LPM Only)
- Media Stage w/Adjustable height to accept 15-40ml Fill 90mm Test Plates


**The RAS can be employed for use with either the side or bottom vacuum port, and with either a sanitary or barbed connector.**



## R100 DATA/COMMUNICATION

- Ethernet Port: Unit Calibration, PC Communication, and Data Output to Optional Printer
- USB Port: Data Retrieval via USB Drive, or PC
- User Selectable Parameters: Sample Rate, Sample Time or Volume, Delay/Test/Hold, Time Base, Date Format, User ID, etc.
- Sample Run Memory (500 Runs) – Critical Sample Run Parameters Captured
- Run Data Output to Printer, USB, or PC
- Data Control through System Admin/User ID Control (Part 11 Compliant)
- Site Description Entry/Maintenance/Capture
- **PC CONTROL SOFTWARE** - Offers Substantial Operative PC Control of a single, or multiple P100's via Ethernet connection to a Local Area Network (LAN). General Control: Start, Stop, Pause, Resume, Set/View: Date, Time, Sample Volume, Sample Time, Delay, Test, Hold, Site ID, Bldg/Room Data View/Output: On Screen, .csv File, print

## R100 REMOTE SAMPLING PACKAGE - with 316SS or 6061-T6 Aluminum RAS



### Standard Package Includes:

- R100 Remote Air Sampler controller (316SS Enclosure)
- 316SS or 6061-T6 AL P100.RAS Sampler Assembly w/Choice of Inlet Lid: 28.3 LPM, or 100 LPM
- IR Remote Control / 5 Channels (Start/Pause/Stop)
- Sanitary Clamp (2), PTFE Seal (2), Sanitary Tube Fittings (2), 3 Meters of 0.500" ID Tubing (eg., Silicone)
- Port & Plug Set (USB, RJ45, Inlet/Outlet Plug)
- Users' Manual & Associated Documents (on 1 8GB USB Drive)
- AC/DC Power Supply - REQUIRES AC POWER
- NIST Traceable Calibration and Certificate
- Standard 2-Year Warranty

### R100 Air Sampler Controller System Additional Specifications

Sample Time/Volume	Variable (User Defined), Maximums: 120-minutes/3396 Liters* @ 28.3 LPM, 30-min/3000L @ 100 LPM
Delay/Hold Times	Variable (User Defined)
Sample Flow Rates	28.3 LPM (1 CFM), or 100 LPM (Requires separate inlet covers for the 28.3 & 100 LPM Sample Rates)
Flow Rate Control	Electronic, Closed-Loop, Mass-Flow Control
Printer (Optional)	Thermal Label or Paper
Control System (CPU)	Microprocessor Controlled (32bit PIC Processor)
Memory	512kb Flash Program , 128kb RAM Data, 1mb Sample Runs, 512kb EPROM Calibration Set Points
Unit Equipment ID/Number	User Defined/Selectable
Site Descriptions	User Created/Deleted/Selectable
Program Descriptions	User Created/Deleted/Selectable (Includes: Sample Rate, Volume/Time, Flow/Volume Units, Delay/Test/Hold)
Sample ID	Unique System Generated (Unit Serial # + 5 digit string) / Non-Repeating until >999,999 samples
Input/Output	USB Client 1.1, Ethernet 10BaseT-/100-BaseT
Audible Alarm	Internal (with User Volume Control)
Alarms	Flow Alarm +5% (On/Off)
AC/DC Power Supply	OPERATION REQUIRES AC POWER Input: 100-240 VAC, 50/60 Hz, 130VA-168VA 1.4 AMPS / Output: DC 18V 3.6A
Operating Range	5-40° C, 10-80% RH, non-condensing*; Indoor Use; Max Altitude 6560 feet (2000 meters) *Note: As temperature increases from 30 to 40° C, humidity range drops from 80 to 50% linearly.
Operational Tubing Length	Maximum Tubing Length at 28.3LPM Cannot Exceed 50 Feet (15 Meters) / 0.375" or 0.500" ID Maximum Tubing Length at 100LPM Cannot Exceed 10 Feet (3 Meters) / 0.500" ID
Calibration/Verification Required	Flow Rate (28.3/1 CFM and/or 100 LPM) / Sample Timer (Frequency: 6-12 Months)
Installation Category/Pollution Degree	Category 1 / 1 & 2

For additional information on all sampling options, please contact EMTEK, or your local area distributor.

#### CMI BELGIUM

Avenue de Ramelot 3  
B - 1480 Saintes (Sint Renelde)  
Tel : +32 (0)2 531 11 21  
info@cmitest.com

#### CMI THE NETHERLANDS

Luchthavenweg 81  
NL - 5657 EA Eindhoven  
Tel : +31 (0)402 88 87 57  
infoln@cmitest.com

#### CMI FRANCE

Ecoparc d'Affaires  
F- 41210 Neung-sur-Beuvron  
Tel : +33 (0)2 54 95 70 95  
infofr@cmitest.com

Agence Rhône Alpes :  
F- 26160 La Bégude-de-Mazenc  
Tel : +33 (0)4 75 54 57 26



www.cmitest.com